


# 1 AROUND THE HOME

Look at the pictures of things you might find in a house.

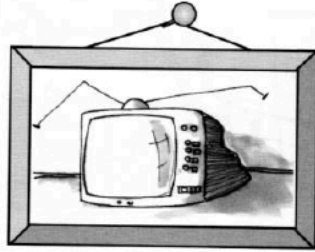
Tear out the flashcards for this topic.

Follow steps 1 and 2 of the plan in the introduction.




مائدة

maa-ida



تليفزيون

tileefizyoon




شباك

shubbaak




كرسي

kursee



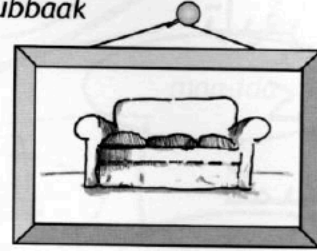
كمبيوتر

kumbiyootir



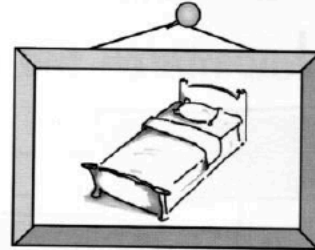
تليفون

tileefoon



كنبة

kanaba




سرير

sareer




ثلاجة

thallaaja




دولاب

doolaab



فرن

furn



باب

baab